

# User Guide

Applicable Product Models: P1MSBT01, P1MSBT02

Rev 1.3

Issue Date: 09 April 2022

<http://www.tasyl.com>

**“TASYL” is a registered Trademark of Taranga Systems Limited, United Kingdom**

# Disclaimer

---

This document is subject to future updates and changes by TASYL. The most up to date documents which also include Privacy Policy and Terms & Conditions regarding TASYL products can be found through the [tasy.com](https://tasy.com) website.

# About This Document

---

This document contains safety, regulatory compliance, and product operation information for the following products:

Family Name: P1MSBT

Model Names:

- P1MSBT01 (Standard USB 3.1 Flash Drive)
- P1MSBT02 (Secure USB 3.1 Flash Drive)

Description: These models are USB Flash drives with a battery powered Bluetooth tracking system built in along with an alarm sounder that works in conjunction with a mobile phone app software.

The latest user guide can be found at [www.tasy.com](https://www.tasy.com)

# Description of Products

Model Names:

- P1MSBT01 (Standard USB 3.1 Flash Drive)
- P1MSBT02 (Secure USB 3.1 Flash Drive)

TASYL has designed and brought to market the world's first USB Flash Drive/Memory Stick/Pen Drive product with a built-in battery powered Bluetooth 5 based tracker. Both models are equipped with the same tracker system which sends a 2.4GHz Bluetooth radio always **signal/beacon** every few seconds when powered by battery and even when the USB flash drive is not connected to any computer. These beacons are picked up by the TASYL app for the TASYL product registered to yourself even when your app is running in the background on your Android or iOS smartphone. The TASYL USB Flash Drive product is also equipped with a sounder which can be made to beep using the TASYL App user interface to quickly find the device around you.

The TASYL App has many more features which will be covered later in this document. In an open surrounding scenario like a playing field the TASYL products have been measured to receive these beacons even farther than 200 meters.

# Safety Information

## *Environmental Specification*

Operating Temperature: 0 °C to 45 °C

Storage Temperature: 0 °C to 60 °C


10% to 90% humidity (Storage and Operational)

Important Note 1: Keep TASYL devices away from exposure to water and other fluids which may or may not be corrosive in nature.

Important Note 2: Do not attempt to open the TASYL products other than the battery lid to replace battery in the future. Substances contained in this product and/or its battery may damage the environment and/or human health if handled and disposed of improperly.

## **Battery**

Both models are fitted using a Coin Cell battery of model CR1632. It is recommended to replace the coin cell battery with a CR1632 battery manufactured by Panasonic after the battery has run low. Please note that for typical use cases it is estimated that the battery life of P1MSB family products should last **up to one and half years before needing replacement by the user depending on use.**





The battery compartment is secured using a M1.4mmx6mm Countersunk Pozi drive self-tapping screw. Using an appropriate torque screwdriver (**PZ000**), it is advised to rotate the screw anti-clockwise under reasonable pressure (**so as not to grind the screw head and damage it**) focussed into the screw hole in order to unscrew it from position and once battery is replaced the screw can be screwed back in by using the appropriate torque screw driver and rotating (driving) the same screw in the clockwise direction under reasonable pressure in the direction of the drive so as to not grind the head of the screw and damage it beyond repair. Again, care must be taken that the screw driving action is done under reasonable pressure on the handle of the screwdriver focussed on the driving action so as not to grind the head of the screw as a result damaging it beyond repair.

Note: Battery life is estimated to be around 14 months at 25 degree Celsius storage temperature and relative humidity of 50%. The battery life decreases when the sounder/buzzer functionality is used too frequently and at a higher volume play setting on the TASYL App.

**NOTE:**

This device complies with Part 15 of the FCC Rules. Operation is subject to the following two conditions: (1) this device may not cause harmful interference, and (2) this device must accept any interference received, including interference that may cause undesired operation.

**NOTE:**

This equipment has been tested and found to comply with the limits for a Class B digital device, pursuant to part 15 of the FCC Rules. These limits are designed to provide reasonable protection against harmful interference in a residential installation. This equipment generates, uses and can radiate radio frequency energy and, if not installed and used in accordance with the instructions, may cause harmful interference to radio communications. However, there is no guarantee that interference will not occur in a particular installation. If this equipment does cause harmful interference to radio or television reception, which can be determined by turning the equipment off and on, the user is encouraged to try to correct the interference by one or more of the following measures:

- Reorient or relocate the receiving antenna.
- Increase the separation between the equipment and receiver.
- Consult the dealer or an experienced radio/TV technician for help.

Changes or modifications not expressly approved by the party responsible for compliance could void the users authority to operate the equipment.

## **RF Exposure**

The products comply with the FCC portable RF exposure limit set forth for an uncontrolled environment and are safe for intended operation as described in this manual. The further RF exposure reduction can be achieved if the product can be kept as far as possible from the user body or set the device to lower output power if such function is available.

## **CAUTION**

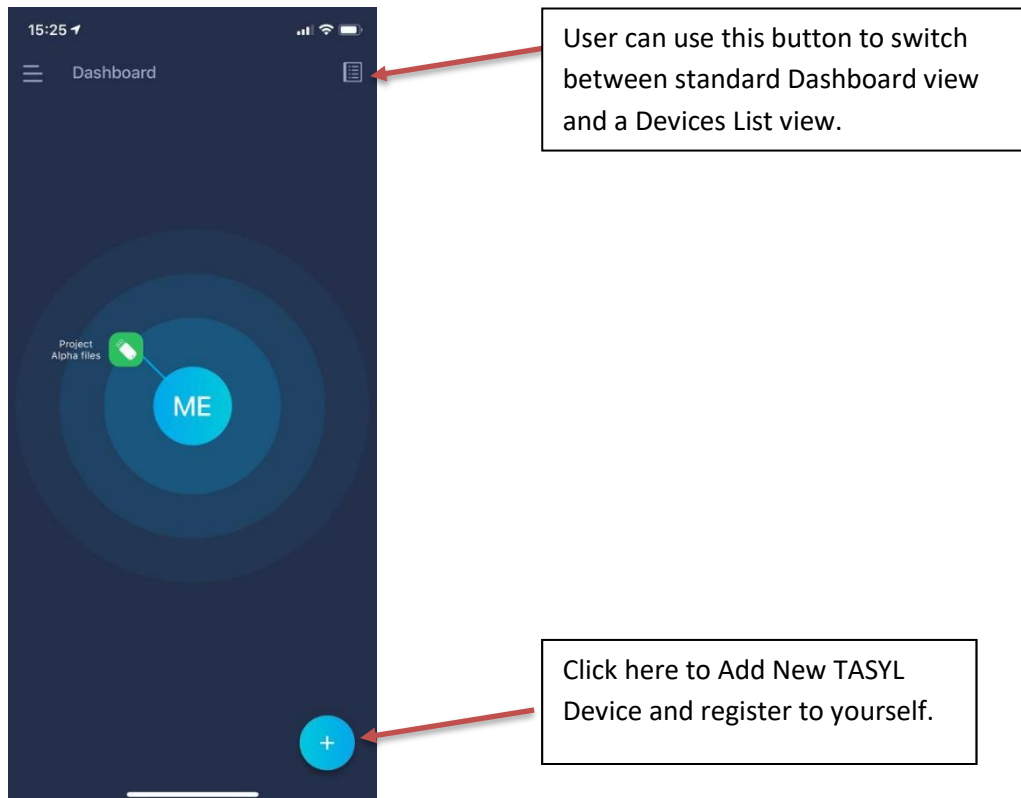
Changes or modifications not expressly approved by the party (Under brand name: TASYL) responsible for compliance could void the user's authority to operate the equipment.



# TASYL App

Note: The following instruction on using the app are meant for the registered device owner. For users who have received the device on their TASYL app once registered user has shared it with them can follow some of the same points covered below. The TASYL App works on both Android and iOS based mobile phones. Please view details of TASYL app and the supported versions of Android and iOS in the respective app download interfaces provided by Android and iOS.

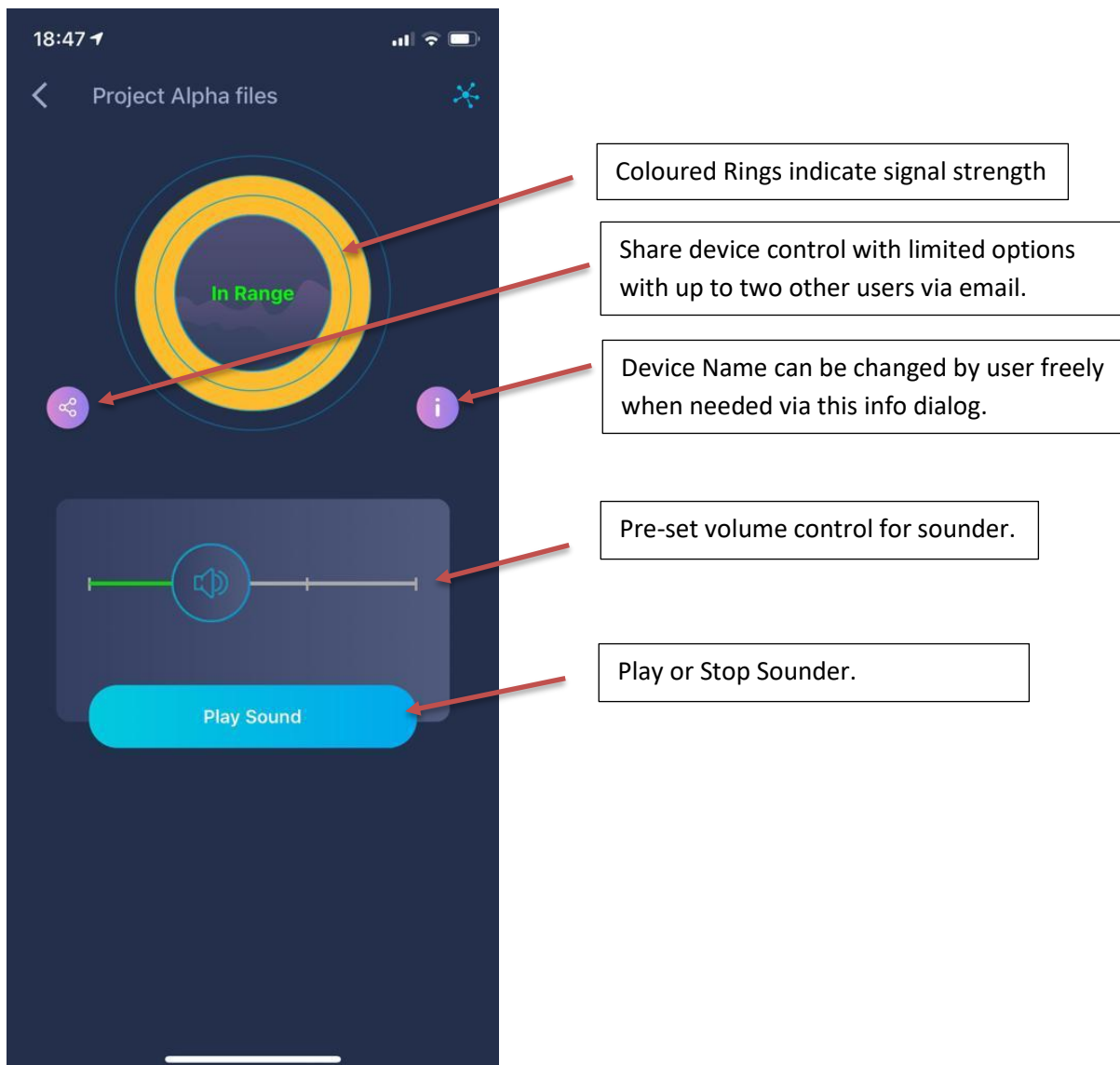
1. To add a new device, press the “+” symbol on the TASYL app main Dashboard. **Note: For P1MSBT01 and P1MSBT02 models please make sure to press the Power ON button on the side of the USB flash drive until you hear two beeps to ensure the Bluetooth tracker has been enabled.**



After clicking on the “+” symbol, the next screen user will be asked to scan the QR code or manually enter the serial number of the device and if the device has never been registered by anyone else before then it will be registered with the user. Please ensure that you follow the instructions on the back of the packaging provided with the products for a seamless experience.

The user is free to name the device as they wish and change the name later.

2. You can use touch click on the product visible on the app to then open the Device Control section of the app.

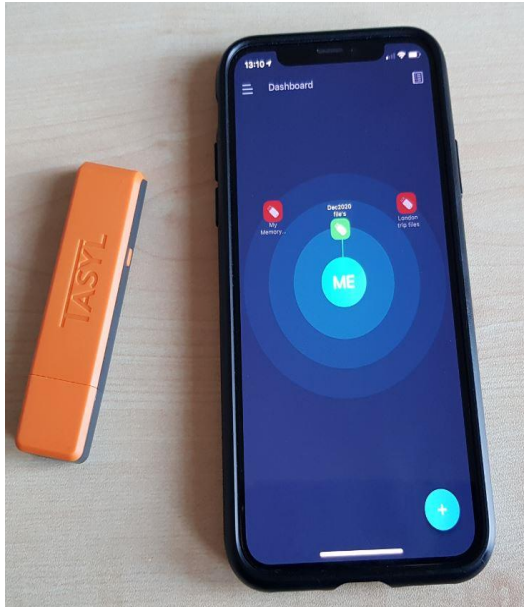


The user can pre-select any of the four levels of volume control before pressing the “Play Sound” soft button in the app to execute the command.

The health of the battery and other information can be accessed by the registered owner of the TASYL device via the TASYL app device information page.

3. When the device is out of range the app will let the user know the last known location when the device was seen by the app.
  
4. Lost and Found Feature – If the device cannot be found by the user then the device can be marked “Lost” on the app. If any person with a TASYL app on their phone passes by your device then you would be notified of the device location.

# How It Works with the App

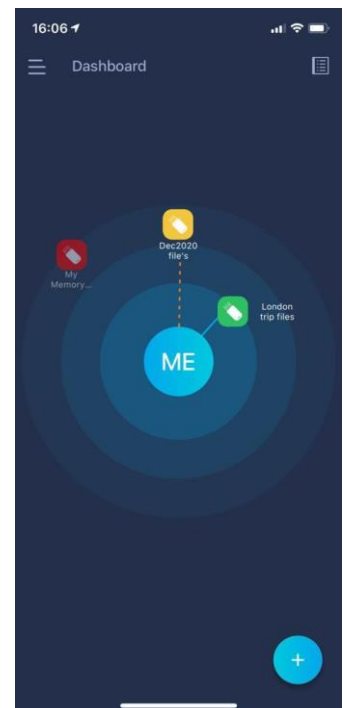


## TASYL App

- Built In user replaceable Battery powered Bluetooth tracker sends a signal to the smartphone even when app is not in use. TASYL devices have more than 200 meters of wireless range within which TASYL App will monitor and control the device for you.
- The freely downloadable TASYL App monitors and controls the TASYL device from the app interface.
- TASYL devices and TASYL App work even when app is not in active use by the user always ensuring connectivity when possible.
- **Last Known Location** and **Lost & Found** features available to all users.
- Play Sound Alarm to find device quickly.

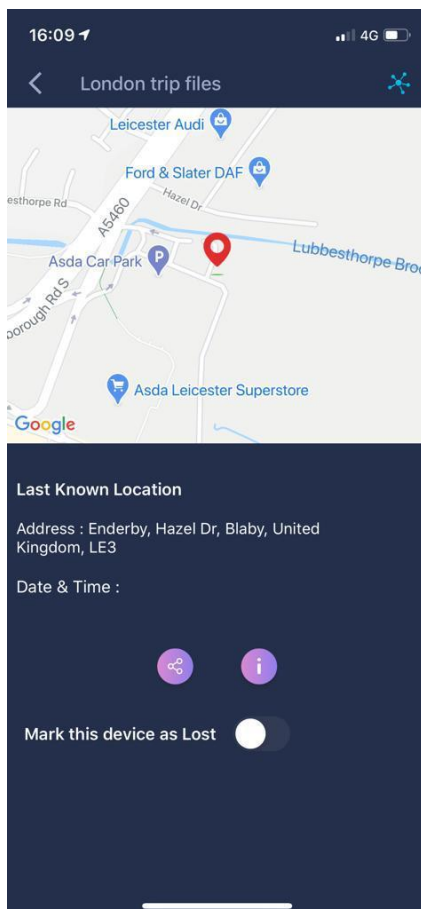
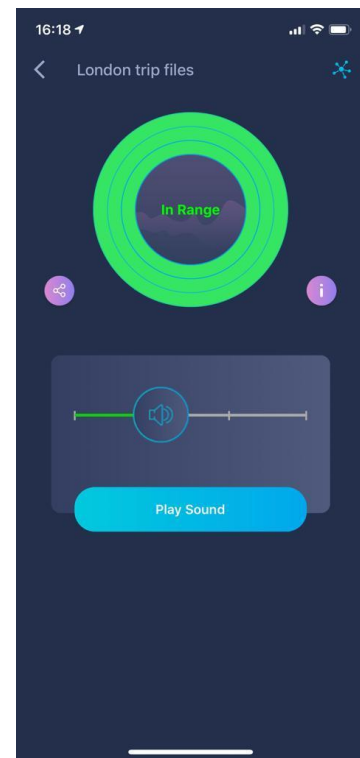
## THE DASHBOARD

- The distance to TASYL devices is shown via the virtual links on the main dashboard. Any device out of range will have no link. You could always find out the **Last known location** of the device by clicking on it for details.
- Default view is the Dashboard with all your devices shown in one view.
- You can choose to change to List view and view all your devices as a list.



## DEVICE CONTROL

- When Device is in range you can accurately locate it by just playing the sound on the device.
- Using the information menu, you can rename the device as you wish.

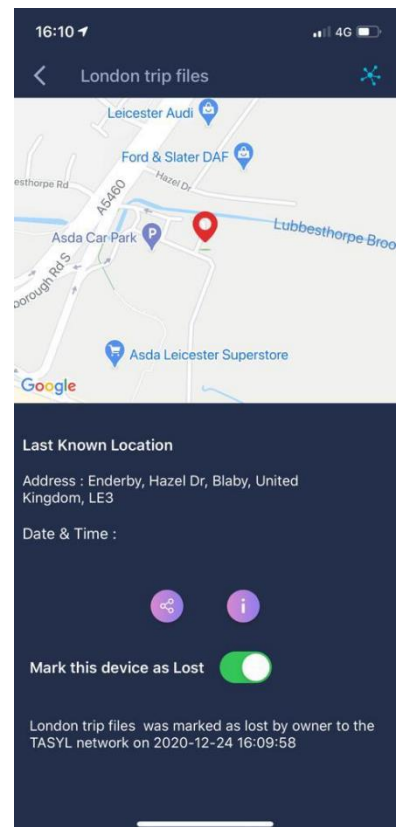


## LAST KNOWN LOCATION

- The TASYL App keeps a tab on all your TASYL devices even when the app is running in the background on your phone.
- No matter when and where your TASYL device was with you last the TASYL app will keep a log of the Last Known location of the device.
- Get the Last Known Location, Time, and Date when the TASYL device was near you easily using your TASYL App.

## LOST & FOUND FEATURE

- If you ever lose the device, then just enable “Mark the device as Lost” in the TASYL App and the app will work to notify you whenever the device is seen by you or your friends whom you shared with.
- Community Lost & Found feature – When the device is marked as Lost the wider worldwide TASYL community will anonymously join you in finding your device as a Good Samaritan and report back with location, date and time when found. The World never felt so truly borderless!
- Found notifications will be sent anonymously to the user both via email and the TASYL App by the worldwide TASYL network along with the Location, Date and Time to help you find the device quickly. Sit back and relax while your TASYL devices look after your things and devices for you.



Note: The TASYL community Lost & Found Feature is provided complementary for 1year from time of first device registration following which it would be a subscription-based feature.

# Instructions of Use of Crypto USB

## Flash Drive as Secure USB Flash Drive

### – P1MSBT02


The model P1MSBT02 which has a built-in encryption and decryption hardware-based AES 256-bit engine is a FIPS 197 certified product. **The TASYL app works the exact same way with both standard and hardware AES engine based TASYL USB Flash drives in terms of Bluetooth based tracker technology.**

#### Step 1:

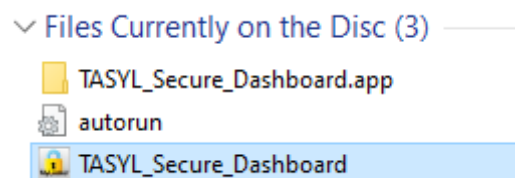
Insert the flash drive in the USB port on your Windows or Mac based computer.

#### Step 2:

You will notice that the **TASYL Secure Dashboard Application software** shows up as a DVD drive on your computer.

Example: >  DVD RW Drive (E:) TasySecure-Dash

On Mac and Windows you can then double click on this DVD drive and you'll be presented with the following folder:



**Step 3:**

Please run the “TASYL\_Secure\_Dashboard” Application as highlighted in the folder contents of the DVD drive above and you will be presented with the Password Locker Interface :



Click on the set of keys symbol above and you can then set the required password:



The device is now secured against attacks which originate via the computer or the internet as the password encryption and decryption software resides inside the USB flash drive and nothing resides on the computer. The P1MSBT02 model USB Flash drive has been certified to FIPS 197 level security.



**Important Note 1:** You have a maximum of 10 failed attempts before the Secure USB flash drive locks up and your data on the device is lost forever.

**Important Note 2:** We advise our customers to always back up their Secure USB Flash Drive contents to prevent permanent loss of data when USB Flash drive is attempted to be hacked by any other third party.

## Exposure to Liquids

The P1MSBT series devices would need to be kept away from any direct contact (exposure) with liquids to protect the electronics.

## Regulatory Compliance Information

The most up to date regulatory compliance certification documents (Including Supplier Declaration of Conformity (SDoC)) can be found at the following web-page:

[www.tasyl.com/compliance](http://www.tasyl.com/compliance)



FCC ID: 2AW5P-P1MSBT01  
IC: 26402-P1MSBT01



\* Packaging

\*\* TASYL products

## **Limited Warranty Information**

All TASYL products come with a standard one-year manufacturer warranty. Manufacturer warrants this product to the original purchaser for a period of one (1) year from the date of purchase to be free from defects in material and workmanship, but not against damages caused by misuse, negligence, accident, faulty installation, abrasion, corrosion or by not operating in accordance with TASYL recommendations and instructions. Manufacturer will repair or replace (at TASYL factory's option), free of charge, any component of the equipment thus found to be defective, upon prepaid return of the equipment to the factory during the warranty period of the TASYL product. Customers are expected to wipe all their data from the TASYL products before returning them to TASYL under warranty conditions. In no event shall any liability or obligation of Manufacturer (TASYL) arising from this warranty exceed the purchase price of the TASYL product. The manufacturer's (TASYL) written liability, as stated herein, cannot be altered, or enlarged except by a written statement signed by an officer of the company. In no event shall TASYL be liable for consequential or incidental damages. A return authorization is required from TASYL (Contactable via [tasy.com](http://tasy.com)) prior to shipping a defective product to the TASYL factory/office. Manufacturer ("TASYL") reserves the right to make engineering or product modifications without notice.